











Lesson	Detail	Outcome	National Curriculum links
<b>1: Graffiti Artists' Tag</b>	Children express their personality, transforming their names into graffiti tags, using block lettering, serifs contrasting colours and shadow.	  	<ul style="list-style-type: none"> <li>• Pupils should be taught to develop their techniques, including their control and their use of materials, with creativity, experimentation and an increasing awareness of different kinds of art, craft and design.</li> <li>• To improve their mastery of Art and design techniques, including drawing, painting and sculpture with a range of materials [for example, pencil, charcoal, paint, clay].</li> <li>• About great artists, architects and designers in history.</li> </ul>
<b>2: Kathe Kollwitz</b>	After viewing the emotive works of Käthe Kollwitz, children draw their own portraits using a series of lines and experiment with 'halo' and 'chiaroscuro' techniques.	  	<ul style="list-style-type: none"> <li>• Pupils should be taught to develop their techniques, including their control and their use of materials, with creativity, experimentation and an increasing awareness of different kinds of art, craft and design.</li> <li>• To improve their mastery of Art and design techniques, including drawing, painting and sculpture with a range of materials [for example, pencil, charcoal, paint, clay].</li> <li>• About great artists, architects and designers in history.</li> </ul>
<b>3: Guernica 1 – Pablo Picasso</b>	Having learned about the symbolism used in Picasso's 'Guernica', children plan their own composition based upon this famous piece, using symbols reflective of the First World War and plotting contrasting areas of black and white.	 	<ul style="list-style-type: none"> <li>• Pupils should be taught to develop their techniques, including their control and their use of materials, with creativity, experimentation and an increasing awareness of different kinds of art, craft and design.</li> <li>• To improve their mastery of Art and design techniques, including drawing, painting and sculpture with a range of materials [for example, pencil, charcoal, paint, clay].</li> <li>• About great artists, architects and designers in history.</li> </ul>

Lesson	Detail	Outcome	National Curriculum links
<b>4: Guernica 2 – Pablo Picasso</b>	Continuing with their 'Guernica' inspired compositions from last lesson, children apply paint in tones of black, white and grey, standing back from their work at regular intervals to ensure that they maintain balance in their piece.		<ul style="list-style-type: none"> <li>• Pupils should be taught to develop their techniques, including their control and their use of materials, with creativity, experimentation and an increasing awareness of different kinds of art, craft and design.</li> <li>• To improve their mastery of Art and design techniques, including drawing, painting and sculpture with a range of materials [for example, pencil, charcoal, paint, clay].</li> <li>• About great artists, architects and designers in history.</li> </ul>
<b>5: Clay Sculpture</b>	Children turn their Käthe Kollwitz inspired drawings from Lesson 2 into sculptures fit for the Fourth Plinth in Trafalgar Square, being aware of the message their sculpture portrays through its expression and looking at sculptors such as Mark Wallinger.		<ul style="list-style-type: none"> <li>• Pupils should be taught to develop their techniques, including their control and their use of materials, with creativity, experimentation and an increasing awareness of different kinds of art, craft and design.</li> <li>• To improve their mastery of Art and design techniques, including drawing, painting and sculpture with a range of materials [for example, pencil, charcoal, paint, clay].</li> <li>• About great artists, architects and designers in history.</li> </ul>